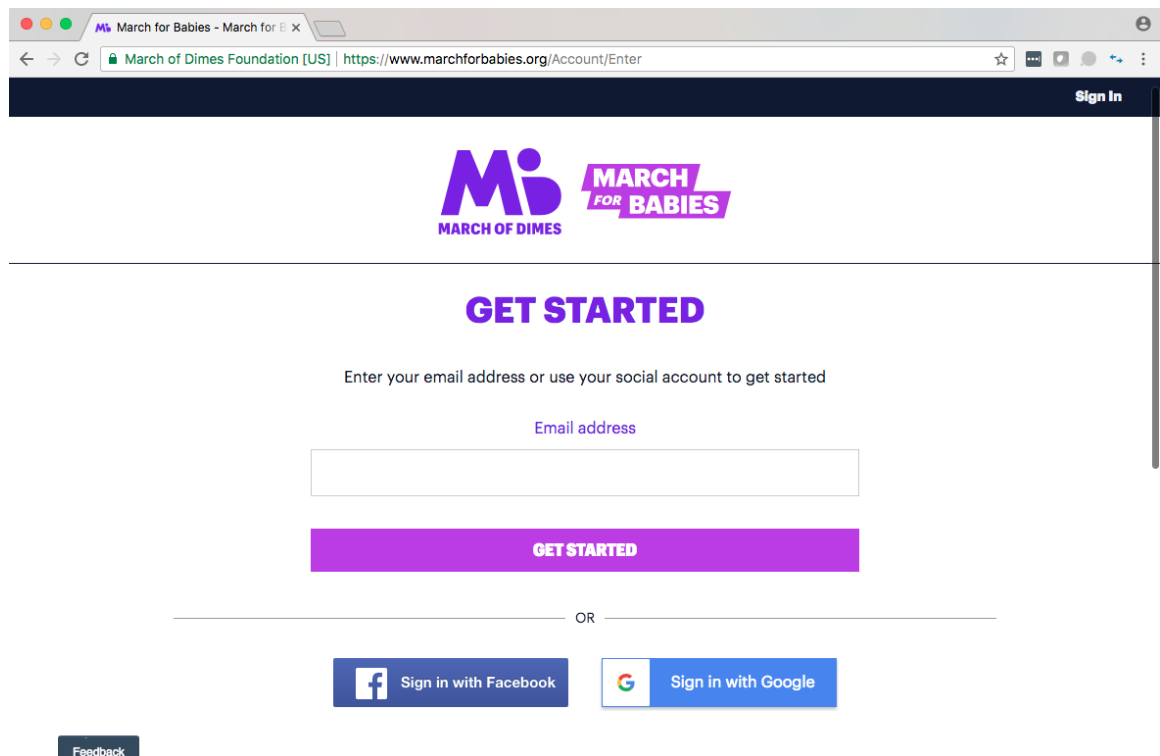


Raise More with Facebook Fundraiser!


New in 2018! March for Babies participants can use a Facebook fundraising integration page called Facebook Fundraiser to collect donations to fuel their fundraising efforts. March for Babies participants will be able to create a Facebook Fundraiser page directly from within their [marchforbabies.org](https://www.marchforbabies.org) personal dashboard.

Steps:

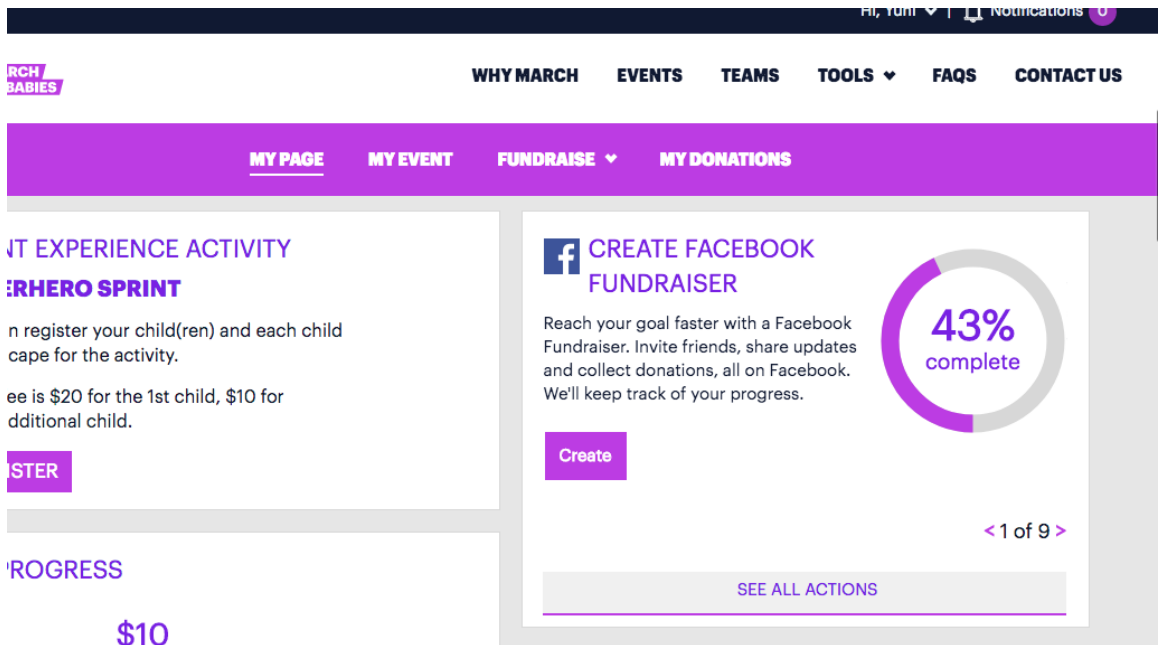
1. Sign in (Sign up of course if you didn't sign up yet) by clicking "Sign in" on the top right on <https://www.marchforbabies.org>

A screenshot of a web browser showing the March for Babies login page. The browser's address bar displays "March of Dimes Foundation [US] | https://www.marchforbabies.org/Account/Enter". The page has a dark blue header with a "Sign In" link in the top right corner. Below the header is the March of Dimes logo, which includes a stylized "Mi" and the text "MARCH OF DIMES" and "MARCH FOR BABIES". The main content area features the heading "GET STARTED" in bold purple letters. Below this heading is the instruction "Enter your email address or use your social account to get started". There is a text input field labeled "Email address" with a purple border. Below the input field is a large purple button with the text "GET STARTED" in white. Below the button is a horizontal line with the word "OR" in the center. Underneath the line are two buttons: "Sign in with Facebook" (with a Facebook logo) and "Sign in with Google" (with a Google logo). At the bottom left of the page is a small "Feedback" button.

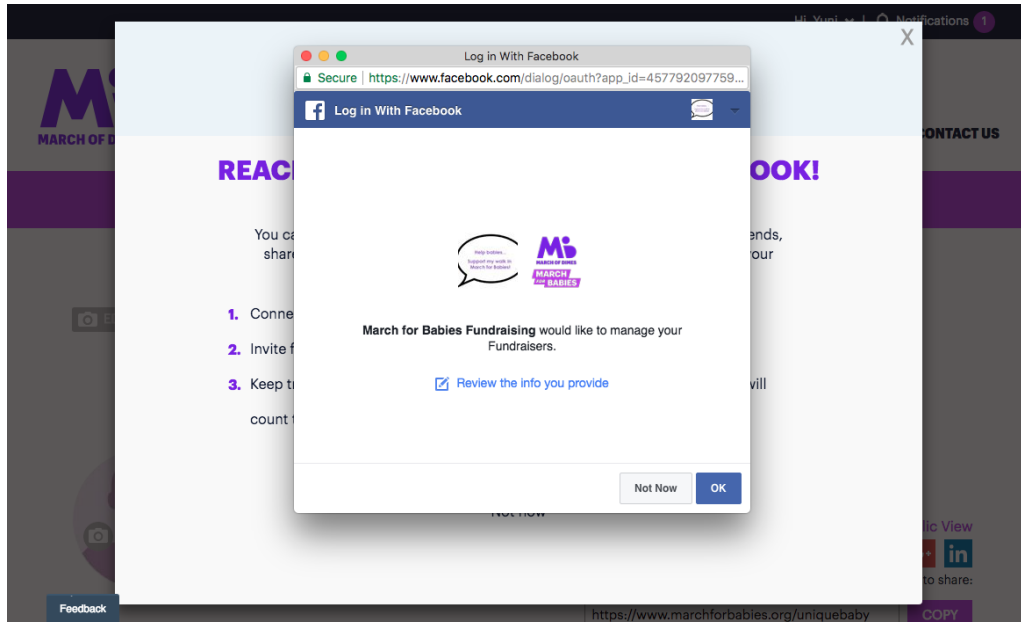
2. You will get a pop up regarding Facebook Fundraiser.



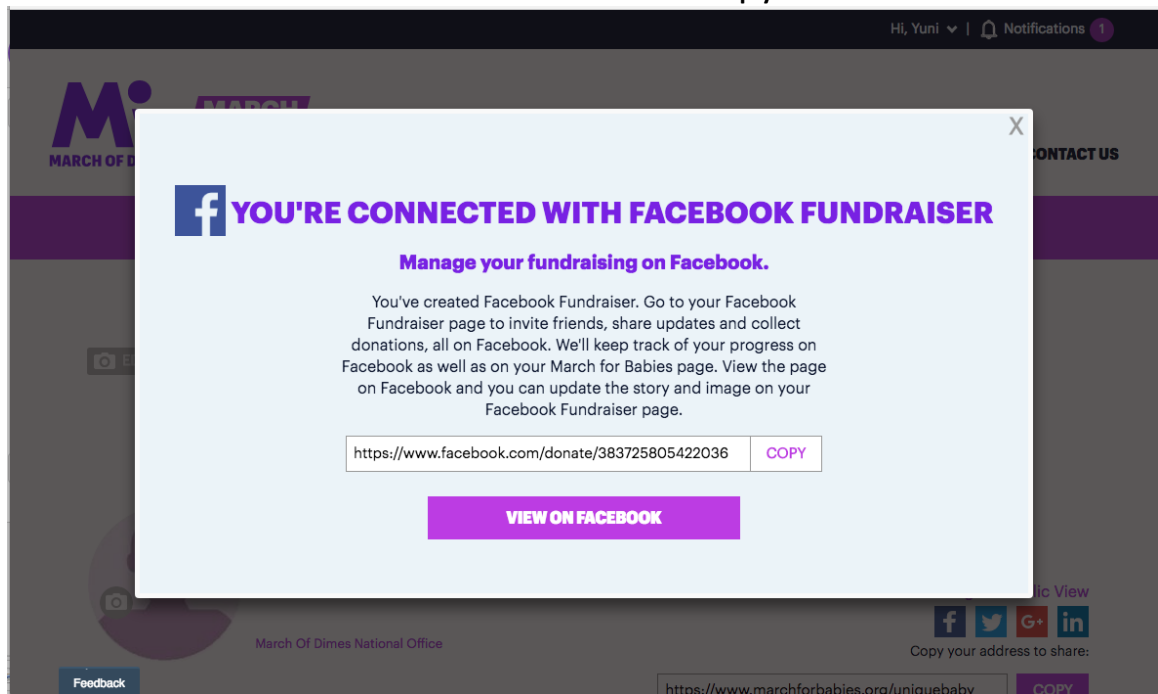
If you don't take action from this pop up, you will still have a chance to do it later.



- Click "CONNECT WITH FACEBOOK" button, it will then ask to log into your Facebook, if you are already signed in no need to sign in again. It will then have a permission pop up window from Facebook side. Click OK, otherwise it will not connect.



4. Now Facebook Fundraiser page is created on facebook.com. Your marchforbabies.org fundraising and Facebook Fundraiser are connected. You can view the fundraising progress on Facebook. Click on “View on Facebook” or copy the URL.



- 4-2. Once you close this pop up, you can still access the information.

Hi, Roman
Notifications
19

MARCH from BABIES

WHY MARCH
EVENTS
TEAMS
TOOLS
FAQS
CONTACT US

MY MARCH
MY PAGE
MY EVENT
FUNDRAISE
MY DONATIONS

SAVE

MY TEAMS

Please check the team(s) that you will be leading as a captain this year.

- ☒ Romans MFB Team Team Captain,Online Admin
- ☒ romansnewteam Team Captain,Online Admin
- ☒ romantestteamprod Team Captain,Online Admin

SAVE

FACEBOOK FUNDRAISER

Manage Your Fundrasing on Facebook. You've created a fundraiser on Facebook, go to your Facebook fundraising page

<https://www.facebook.com/d>
COPY

VIEW ON FACEBOOK

79% complete

< 1 of 3 >

SEE ALL ACTIONS

MY PROGRESS

Feedback

\$385

5. Donations

You will be notified on Facebook when you receive a donation as well as marchforbabies.org when you sign in where you can see your list of donations. On Facebook, you will see the name of your Facebook friend who donated, however, it will say "Facebook donor" on Marchforbabies.org site.

Hi, Roman
Notifications
19

MARCH from BABIES

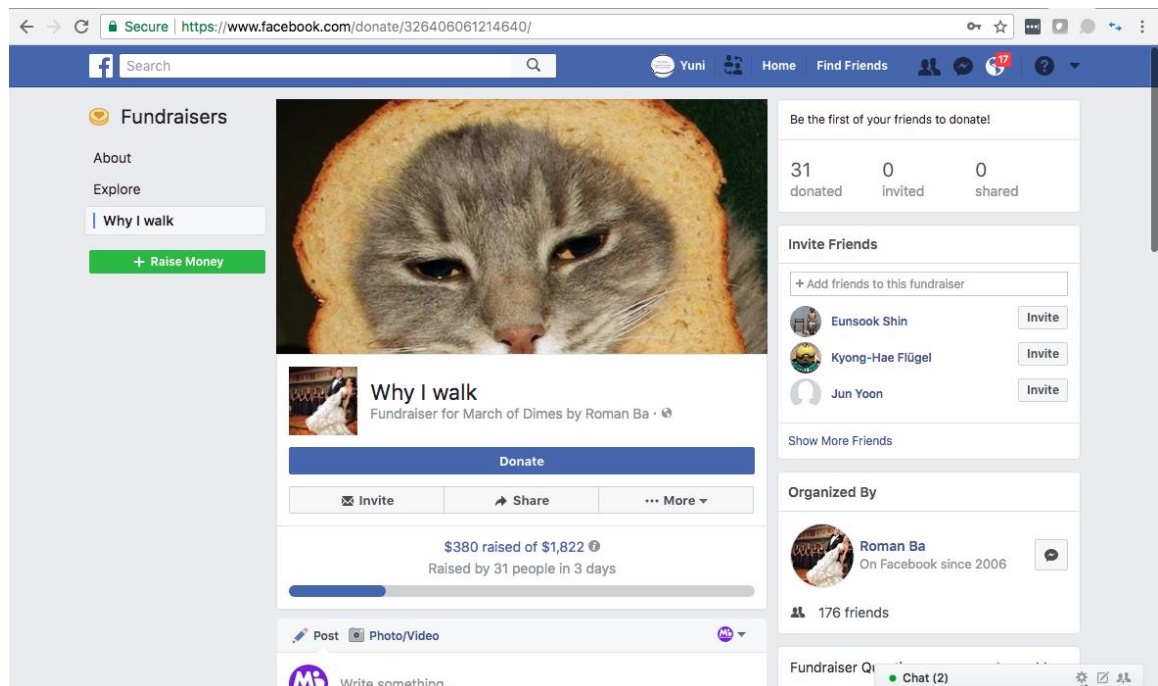
WHY MARCH
EVENTS
TEAMS
TOOLS
FAQS
CONTACT US

MY MARCH
MY PAGE
MY EVENT
FUNDRAISE
MY DONATIONS

2/18/2018	Facebook Donor		\$5.00	Facebook	Yes	-
2/18/2018	Mod Modtester	modteste@mod.com	\$5.00		Yes	-
2/18/2018	Facebook Donor		\$5.00	Facebook	Yes	-
2/18/2018	Facebook Donor		\$5.00	Facebook	Yes	-
			Subtotal: \$361.00			

CONTACT
Get to Know Us
March of Dimes fights for the health of

6. On your Facebook Fundraiser page (below), you can customize your photo, title and story.



Participants will be able to receive donations directly from their Facebook post which then will be synced in real time with their respective MFB account.

These donations will appear in FRED revenue reports with a Facebook deposit code. Donor information including First Name, Last Name and the donation amount will be communicated to the participant on their personal dashboard and printable sponsor form.

7. Participant or donor requests for a donation refund made through the Facebook Fundraiser integration site must be handled between the donor and Facebook directly. The donor will be able to click the support link on Facebook.com for that assistance.